

# Good Mobile Access Quick Start Card

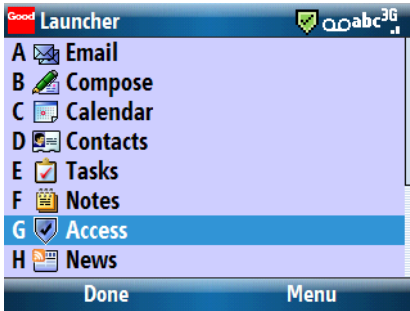


FIGURE 1. Good Mobile Access

## About Good Mobile Access

This quickstart describes how to open Good Mobile Access. First you must authenticate the Good Mobile Access client so that you can then access critical Intranet applications.

You will need to authenticate the Good Mobile Access client with your Corporate Windows Domain User Name and Password (this is what you use to login to your corporate PC or Laptop).

Once you have successfully authenticated Good Mobile Access, the Connected dialog page appears and a green shield appears at the top of your device menu bar.

## Setting up Good Mobile Access

The following procedure describes how to set up Good Mobile Access.

1. Select **Good** from the device homescreen. The Good Launcher appears.
2. Scroll down and select **Access**. Alternatively, press **C** on your keypad to launch the Good Mobile Access login screen.

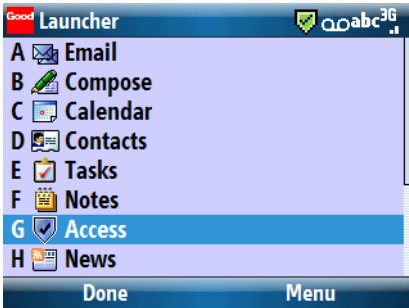


FIGURE 2. Good Launcher

---

3. Use the keypad to enter your User Name and Password.

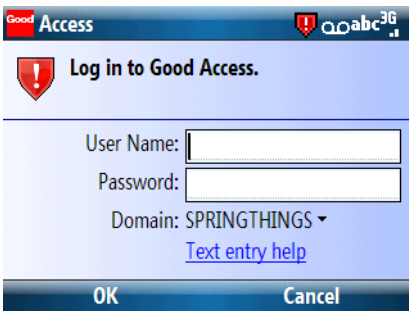


FIGURE 3. Log In

---

Once your user information is authenticated, you can access websites, documents, and other resources behind your corporate firewall.

**Note:** If you have any technical difficulties, capture the error message and contact your IT Administrator.